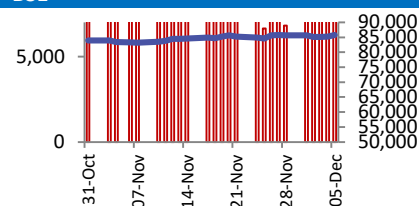
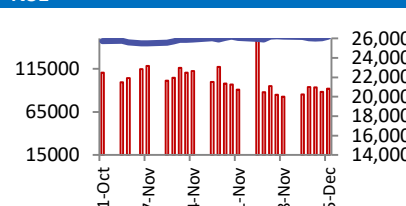


BSE



Open	84743
High	84948
Low	84383
Close	84666
Change	-436
Volume (Lacs)	7865
Turnover (Rs.inCr)	9388

NSE



Open	25867
High	25924
Low	25728
Close	25840
Change	-121
Volume(Lacs)	46337
Turnover(Rs.in Cr)	106148

World Markets	Current	Previous	Pt. Chg	Var(%)
Dow	47560	47739	(179)	-0.38%
Dow Futures	47602	47613	(11)	-0.02%
Nasdaq	23576	23546	31	0.13%
FTSE	9642	9645	(3)	-0.03%
Nikkei	50390	50655	(265)	-0.52%
Hang Seng	25318	25434	(117)	-0.46%
Gift Nifty	25902	25931	(29)	-0.11%
Straits Singapore	4500	4513	(13)	-0.29%
South Korea	4147	4144	3	0.07%
Taiwan	28310	28183	128	0.45%
Shanghai	3886	3910	(23)	-0.60%

Commodity Prices	Current	Previous	Pt. Chg	Var(%)
Copper (\$/MT)	11487	11636	(149)	-1.3%
Alumin (\$/MT)	2857	2888	(32)	-1.1%
Zinc (\$/MT)	3090	3121	(31)	-1.0%
Brent Crude (\$/bbl)	62	62	0	0.2%
Gold (\$/Ounce)	4217	4208	9	0.2%
Silver (\$/Ounce)	61	61	1	1.0%
Light Crude (\$/bbl)	58	58	0	0.2%
N G (\$/mmbtu)	5	5	0	0.2%
Sugar (\$/MT)	419	423	(4)	-0.9%
Rubber (Rs./kg)	184	184	0	0.0%
Baltic Dry Index	2557	2694	(137)	-5.1%

Currency Exchange Rate	Current	Previous	Var(%)
Rs./ \$ rate	89.88	90.08	-0.22%
Rs./ Euro	104.74	104.94	-0.19%
Rs./Chinese Yuan	12.73	12.73	0.01%
Yen / \$ rate	156.66	156.88	-0.14%
\$ US/Euro	1.16	1.16	-0.03%

Dollar Index	Current	Previous	Var(%)
Dollar Index	99.24	99.22	0.02%

Support/ Resistance Levels for Today		
	Nifty	Bank Nifty Fut
Support 1	25870	59270
Support 2	25800	59000
Resistance	26040	59740

Securities in Ban For Trade	
SAMMAANCAP	BANDHANBNK

Market Review

US: US stocks closed relatively unchanged on Tuesday as Wall Street looked ahead to this week's interest rate decision from the Federal Reserve.

Asia: Asia-Pacific markets mostly fell on Wednesday as investors parsed China's inflation data and awaited the Federal Reserve's interest rate decision.

India: : Benchmark stock market indices closed lower on Tuesday as investor's were cautious ahead of US Fed's policy decision and uncertainty over US-India trade deal. **The market is expected to open on a negative note and likely to witness negative move during the day.**

Global economy: Chinese consumer inflation picked up slightly in November but still remained weak amid little economic relief, while pressure on the industrial sector saw producer inflation fall for a 38th consecutive month. Consumer price index inflation rose 0.7% year-on-year in November. The print was in line with expectations and accelerated from a 0.2% rise seen in the past month.

U.S. private payrolls increased by 4,750 on average per week in the four weeks ending on November 22, But the economy is still tipped to have shed jobs in October, as thousands of federal workers accepted buyout packages which would take them off government payrolls.

Hungary's consumer price inflation rate slowed to 3.8% year-on-year in November, The inflation figure was in line with market expectations and represents a decrease from the previous month rate.

Commodities: Oil held mostly steady in Asian trading on Wednesday, as investors weighed a sharp drop in U.S. crude stocks and awaited a potential rate cut by the Federal Reserve later in the day.

Gold prices dipped slightly on Wednesday. The U.S. dollar strengthened following robust jobs report data. This comes just before the Federal Reserve's anticipated interest rate cut. Investors are closely watching the Fed's policy meeting conclusion. Meanwhile, silver prices reached an all-time high. Platinum and palladium saw declines.

Currency: The dollar was broadly steady and moves in other currencies were muted ahead of a key Federal Reserve policy decision later in the day, where investors are wagering on a cut in what is likely to be one of the most fractious meetings in years.

FII Derivative Transactions (Rs. Cr)

Contracts	Purchase		Sell		Net	Open Interest (OI)		OI (Previous day)		Change	
	Contract	Value	Contract	Value	Value	Contract	Value	Contract	Value	Contract	Value
Index Future	16100	3158	20069	3917	(759)	181710	35229	182619	35598	(909)	(369)
Index Option	21330643	4150136	21117847	4108881	41255	1790420	347611	2595122	506041	(804702)	(158430)
Stock Future	298179	20533	277068	19169	1364	5873499	393291	5874424	393064	(925)	227
Stock Option	388950	27585	388516	27631	(46)	437877	29279	421745	28083	16132	1196
Total	22033872	4201412	21803500	4159598	41814	8283506	805410	9073910	962786	(790404)	(157376)

FII All Activity-BBG (Rs Cr)	Buy	Sell	Net
2-Dec-25	16251	20284	(4033)
3-Dec-25	11863	16615	(4752)
4-Dec-25	14970	13669	1301
5-Dec-25	12111	12128	(16)
8-Dec-25	13248	13335	(87)
Month to date- Dec	78336	86770	(8434)
FII (Prov.) (Rs Cr)	Buy	Sell	Net
3-Dec-25	11135	14342	(3207)
4-Dec-25	11500	13444	(1944)
5-Dec-25	11456	11895	(439)
8-Dec-25	12500	13156	(656)
9-Dec-25	13605	17365	(3760)
Month to date-Dec	84410	99229	(14819)
DII (Prov.) (Rs. Cr)	Buy	Sell	Net
3-Dec-25	17188	12458	4730
4-Dec-25	16489	12828	3661
5-Dec-25	16058	11869	4189
8-Dec-25	16883	14341	2542
9-Dec-25	17439	11214	6225
Month to date-Dec	112277	83724	28553
FII Debt - BBG (Rs. Cr)	Buy	Sell	Net
2-Dec-25	1283	629	655
3-Dec-25	2724	3336	(612)
4-Dec-25	1299	3947	(2648)
7-Dec-25	772	2343	(1571)
8-Dec-25	862	2334	(1472)
Month to date- Dec	9731	13785	(4054)

Market Breadth	BSE		NSE	
	No.	%	No.	%
Advance	2619	60%	2098	62%
Decline	1554	36%	1204	36%
Unchanged	163	4%	73	2%

Market Turnover	09-Dec	08-Dec	Var (%)
BSE Cash	9388	7958	18%
NSE Cash	106148	96756	10%
NSE Futures	106212	113773	-7%
NSE Options	72398277	31952686	127%
Total (Rs.Cr)	72620026	32171172	126%

Volatility Index	09-Dec	08-Dec
Volatility Index	10.95	11.13

Index PE - TTM	09-Dec	Yr. High	Yr. Low
Sensex	23.1	24.1	20.3
Nifty	22.5	23.0	19.6

Corporate News

The Swiggy QIP comes amid escalating competition for its fast-delivery service, Instamart, which is likely to intensify with this fundraise. The company had already burnt through more than 80% of the funds raised during the IPO, primarily due to pressure on the quick commerce vertical. (ET)

GPT Infraprojects Ltd (GPT Infra) has been declared the lowest bidder for a ₹199.17 cr contract from North Eastern Railway to construct substructures and fabricate the superstructure for two major bridges over the Rapti river. The order covers Bridge Nos. 247 and 287, each measuring 10x61 metres with double D-type well foundations, designed for double-line traffic with RDSO 25-tonne axle loading standards. (CNBC)

The CCI gave its nod to Avenir Investment RSC, an affiliate of Abu Dhabi-based International Holding Company, to acquire **Sammaan Capital Ltd.** IHC in October agreed to acquire a 43.46% stake in non-banking financial company Sammaan Capital for \$1 billion or Rs 8,850 cr. (NDTV)

AU Small Finance Bank Ltd has received approval from the Department of Financial Services, Ministry of Finance, Government of India, today to increase the foreign investment limit in the bank from 49% to the maximum permissible limit of 74% of its paid-up capital. (CNBC)

Economy

India's fertiliser imports are set to rise significantly by 41 percent to 22.3 million tonnes in the 2025-26 fiscal year. This surge is driven by increased domestic demand following favorable monsoon rains. (ET)

RBI Governor Sanjay Malhotra urged public and private sector banks to pass on recent policy rate cuts to customers to boost economic growth. He highlighted banking sector improvements but cautioned against complacency, emphasizing efficiency gains and financial inclusion through technological advancements and better customer service. (ET)

International

Gas turbine maker GE Vernova is working with the U.S. government to increase its stockpiles of the rare earth yttrium, as China's export controls of the vital element create shortages across energy, aerospace and semiconductors. (Invst)

South Korea's Samsung SDI, its unit Samsung SDI America has signed a deal to supply lithium iron phosphate (LFP) batteries to a U.S. customer for energy storage systems, triggering a sharp rally in its shares. The contract is valued at more than 2 trillion won (\$1.36 bn), it said in a statement, adding that deliveries will run for three years starting in 2027. (Inv)

Top 5 Nifty Gainers	09-Dec	08-Dec	Var(%)
ETERNAL	292	285	2.3%
TITAN	3849	3767	2.2%
SHRIRAMFIN	847	834	1.5%
ADANIENT	2245	2216	1.3%
ADANIPTS	1497	1481	1.1%
Top 5 Nifty Losers	09-Dec	08-Dec	Var(%)
ASIANPAINT	2796	2928	-4.5%
TECHM	1562	1592	-1.9%
HCLTECH	1658	1689	-1.8%
TATASTEEL	161	163	-1.7%
DRREDDY	1246	1267	-1.6%

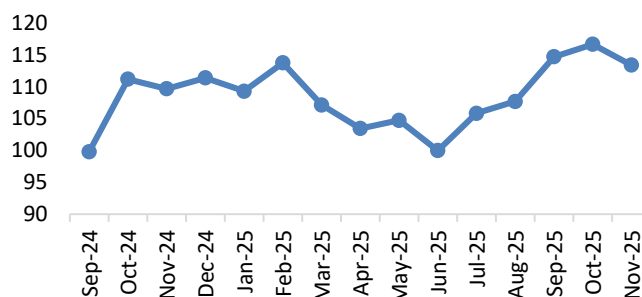
BSE Index Watch	Last	1 day	1 wk	1 mth	1 yr
SENSEX	84666	-0.5%	-0.6%	1.4%	3.9%
MIDCAP	46087	0.6%	-2.1%	-2.1%	-3.9%
SMLCAP	50601	1.3%	-2.4%	-4.3%	-12.0%
AUTO	60973	-0.6%	-2.1%	1.7%	13.3%
BANKEX	66365	-0.1%	0.0%	2.1%	8.9%
Capital Goods	66565	1.3%	-3.5%	-5.2%	-9.2%
FMCG	19996	0.2%	-1.6%	-1.7%	-3.9%
Health Care	43712	0.0%	-1.9%	-1.5%	-1.3%
IT	36843	-0.9%	1.3%	5.4%	-18.1%
METAL	33463	-0.3%	-2.1%	-3.6%	4.6%
Oil & Gas	27656	0.0%	-1.5%	-3.5%	1.8%
Power	6425	0.7%	-2.4%	-3.9%	-15.6%
Realty	6756	0.9%	-2.5%	-7.9%	-20.6%

Margin Trading Disclosure (Rs. In Cr)	Last	1 day	1 wk	1 mth	3 mth
Op. Scripwise Outstanding	112235	-1%	0%	0%	18%
Fresh Exposure	3296	30%	6%	1%	-43%
Exposure liquidated	3410	5%	10%	-9%	-32%
Closing Net scripwise outstanding	112121	0%	0%	1%	17%

NSE USD Futures	09-Dec	08-Dec	Var (%)
Dec Expiry (Rs./\$)	88.43	88.43	0.0%
Jan Expiry (Rs./\$)	89.08	89.08	0.0%
Total Turnover (Rs. Crore)	1994	1833	9%

Sectors	TTM PE
Auto	32.56
Auto Ancillary	41.97
Banking	15.08
Engineering	37.1
Cement	62.79
Diamonds & Jewellery	45.5
Housing Finance	23.57
Infrastructure & Const	28.36
Metals-Aluminium	27.16
Metal – Steel	17.67
Oil Expl.	8.87
Pharma	11.08
Power – Gen. Supp.	39.99
Information Tech.	29.2
Sugar	17.43
Telecom Serv. Prov.	39.41
Tyres	34.32

Pellet (Fe 63%) price (\$/MT) (Source:NBRR)



10 year G-Sec Yield	Current	Previous	Change
US	4.18%	4.19%	(1) bps
Japan	1.97%	1.97%	0 bps
India	6.59%	6.53%	6 bps
UK	4.51%	4.53%	(2) bps
Libor 3 Mths	4.85%	4.85%	(0) bps

Indian Eco Data	Current	Previous	Var(%)
Forex Reserve (US\$ in bn)	602	686	-12.3%
Inflation - WPI	-1.21%	0.13%	(134) bps
Inflation - CPI	0.25%	1.44%	(119) bps

India GDP	Q3FY25	Q2FY25	Var (%)
Growth	8.23%	7.81%	42 bps

Monetary Policy	Current	Previous	Change
Repo Rate	5.25%	5.50%	(25) bps
Reverse Repo Rate	3.35%	3.35%	0 bps
CRR	3.00%	3.75%	(75) bps
O/S Banking System Liquidity (Rs bn)	2428	2455	(26.7)

IIP Growth %	Oct-25	Oct-24	Apr-Oct
IIP	0.4	3.7	3.4
Capital Goods	2.4	2.9	4.8
Mining	1.8	4.4	4.3
Manufacturing	-6.9	2.0	1.0
Electricity	-1.8	0.9	-0.7

ADR Price Movement

Company	Price (US\$)	Volume	Previous Day Price	Volume	Variance (%)	No. of Share Per ADR	ADR Price (Rs.)	BSE Price	Variance (%)
Infosys Tech	17.75	16529086	17.72	7209579	0.17%	1	1595.44	1599.00	-0.2%
Wipro	2.86	7606685	2.83	6061696	1.06%	1	257.07	257.41	-0.1%
Dr.Reddy's	13.82	961095	13.89	1572133	-0.50%	1	1242.19	1246.20	-0.3%
ICICI Bank	30.37	4462077	30.36	5721594	0.03%	2	1364.88	1375.20	-0.8%
HDFC Bank	35.17	3132243	35.16	4319980	0.03%	3	1053.74	997.10	5.7%

GDR's (US\$)

	Prices	Prev. Close	Change	Var %
L&T	44.75	44.80	(0.0)	-0.1%
RIL	68.30	68.20	0.1	0.1%
SBI	106.80	106.40	0.4	0.4%

US Economy Data	Current	Previous
Inflation (%) (YoY)	3.00%	2.90%
Unemployment (%)	4.40%	4.30%

Interest Rate (%)	Current	Previous
Fed Rate	4.00%	4.25%

US GDP	Q2CY25	Q1CY25
Growth (QoQ Annualized)	3.80%	-0.60%

China Economy Data	Current	Previous
GDP	4.80%	5.20%
Inflation – CPI (%)	0.70%	0.20%

Economic Calendar

	Date
Indian GDP Data	27 Feb
Indian Inflation Data CPI	12 Dec
Indian Inflation Data WPI	15 Dec
Indian Monetary Policy	27 Feb
India's Industrial Production (IIP)	28 Dec
US Inflation Data	10 Dec
US GDP	23 Dec
US Unemployment Data	16 Dec
US Fed Rate	10 Dec
China GDP	To be Announced
China Inflation Data	To be Announced

Event Update

Name	Date	Purpose
Garodia Chemicals Ltd.	10/12/25	Resolution Plan-Reduction of Capital
Steel City Securities Ltd.	11/12/25	Dividend
Bharat Rasayan Ltd.	12/12/25	Bonus issue
Mrs. Bectors Food Specialities Ltd.	12/12/25	Stock Split from Rs.10/- to Rs.2/-
Nureca Ltd.	12/12/25	Buy Back of Shares
VLS Finance Ltd.	12/12/25	Buy Back of Shares
JMJ Fintech Ltd. - (Partly Paid-up Equity Shares (Rights Issue))	19/12/25	First and Final Call of Rs.7.35 (Face Value Rs.7/- + Re.03.5 Premium)
Knowledge Marine & Engineering Works Ltd.	22/12/25	Stock Split from Rs.10/- to Rs.5/-
Nectar Lifesciences Ltd.	24/12/25	Buy Back of Shares

Bulk Deal As On 09/12/25

BSE					
Security Code	Security Name	Client Name	Deal	Quantity	Price
539277	ALSTONE	BLUE BELL FINANCE LTD	S	35000000	0.3
531300	AMITINT	MIRANT RAJU SHAH	S	196603	4.1
532113	BRIJLEAS	NEO APEX VENTURE LLP	B	57987	12.67
531099	CHECKPOINT	MALINI PRADEEP SAXENA	B	55000	113.97
531099	CHECKPOINT	MULTIPLIER SHARE & STOCK ADVISORS PRIVATE LIMITED	S	35377	113.97
539335	CHPLIND	ATUL PYARELAL AGRAWAL	B	40000	95.99
539335	CHPLIND	BHAKTI SAMEER CHANDRA	S	60000	95.99
501831	COASTCORP	GREEN PORTFOLIO PRIVATE LIMITED	S	341635	41.5
501831	COASTCORP	THE GOLDEN BIRD INVESTMENT TRUST - I	B	512276	41.5
531909	CROISSANCE	GAURI NANDAN TRADERS	S	407703	3.67
531909	CROISSANCE	GAURI NANDAN TRADERS	B	13415	3.62
542155	DGL	AMIT KUMAR KAR	S	180000	2.27
542155	DGL	PATATRI MUKHERJEE	B	90000	2.27
542155	DGL	SAIKAT BISWAS	B	70000	2.27
544626	EXATO	PACE STOCK BROKING SERVICES PVT LTD	B	108000	307.9
544617	EXCELSOFT	HRTI PRIVATE LIMITED	S	647154	93.9
544617	EXCELSOFT	HRTI PRIVATE LIMITED	B	667374	94.45
544617	EXCELSOFT	IRAGE BROKING SERVICES LLP	S	595075	94.43
544617	EXCELSOFT	IRAGE BROKING SERVICES LLP	B	545408	95.17
543490	GMRP&UI	SETU SECURITIES PRIVATE LIMITED	S	6275863	107.52
533162	HATHWAY	IRAGE BROKING SERVICES LLP	S	40311	12.55
533162	HATHWAY	IRAGE BROKING SERVICES LLP	B	10601230	12.53
544630	HELLOJI	ASHISH JAIN	B	28800	119.64
544630	HELLOJI	ASHU KUMAR AGGARWAL	B	99600	118
544630	HELLOJI	L7 HITECH PRIVATE LIMITED	B	24000	118
544630	HELLOJI	LONGTHRIVE CAPITAL VCC - GAMMA VIEW FUNDS	S	18000	118
544630	HELLOJI	MAHABIR TRADEVENTURES LLP	B	57600	118.54
544630	HELLOJI	SANDEEP JAIN	B	67200	118
544630	HELLOJI	SANJAY POPATLAL JAIN	B	24000	118
544630	HELLOJI	VBCUBE VENTURES FUND	S	18000	118
544630	HELLOJI	VBCUBE VENTURES FUND II	S	18000	118
544630	HELLOJI	VINAY KUMAR CHAWLA	B	50400	118
533148	JSWENERGY	GQG PARTNERS EMERGING MARKETS EQUITY FUND	S	15240805	444
540515	KANUNGO	ARUN GUPTA	B	24000	13.62
532686	KERNEX	IRAGE BROKING SERVICES LLP	S	705	1006.77
532686	KERNEX	IRAGE BROKING SERVICES LLP	B	102741	1030.14
532686	KERNEX	SETU SECURITIES PRIVATE LIMITED	S	102716	1034.85
532304	KJMCCORP	ORICON ENTERPRISES LIMITED	S	28000	41
532397	KONNDOR	POURNIMA JAYVANT NICHITE	S	28200	20
542503	MAHIP	EPITOME TRADING AND INVESTMENTS	S	140000	15.31
540730	MEHAI	ISHAAN TRADEFIN LLP	S	10157250	1.82
540730	MEHAI	ISHAAN TRADEFIN LLP	B	1157250	1.81
544472	MEHUL	USHA PRAVINCHANDRA JOSHI	B	64000	82.09
541337	MILEFUR	ROHAN PANCHAL	B	63000	27.35
531494	NAVKARURB	RAKESH KUMAR UPPAL	S	637893	1.58
531494	NAVKARURB	RAKESH KUMAR UPPAL	B	9167142	1.58
531494	NAVKARURB	RAKESH KUMAR UPPAL & SONS HUF	S	532000	1.54
531494	NAVKARURB	RAKESH KUMAR UPPAL & SONS HUF	B	8080078	1.58
531494	NAVKARURB	SETU SECURITIES PRIVATE LIMITED	S	27500000	1.58
540243	NEWLIGHT	MANOJ AGRAWAL	S	736083	1.39
526721	NICOPAR	ANGSHUMAN GHOSH	S	235064	85.43
530377	NILAINFRA	INTERACTIVE TECHNOLOGIES PVT LTD	S	3700000	9.45
530377	NILAINFRA	TIRUPATI TRADING	B	3600000	9.45

531512	ORIENTTR	PARAG MULTI TRADE LLP	B	92000	19.87
531512	ORIENTTR	SUNAYANA INVESTMENT COMPANY LIMITED	S	114046	19.72
531512	ORIENTTR	SUNAYANA INVESTMENT COMPANY LIMITED	B	198	19.49
526588	PHOTOQUP	GAUTAMANAND	B	39000	13.6
526588	PHOTOQUP	PINKY KAPIL KHANNA	S	39000	13.6
531257	PRATIKSH	DHARMENDRA HARJIBHAI PARMAR	B	37000	18.54
531257	PRATIKSH	EKLINGJI BROKING LLP	B	110000	18.62
531257	PRATIKSH	HANIFABIBI ABDUL HAMID SHAIKH	S	30000	18.55
531257	PRATIKSH	HANIFABIBI ABDUL HAMID SHAIKH	B	30000	18.63
531257	PRATIKSH	SAVITABEN RAJESHBHAI VAGHELA	S	77400	18.65
540703	PROCLB	AMRIT NIRMAL CHAMARIA	S	56751	27.62
540703	PROCLB	RAJESH TRIPATHI	S	29641	27.62
544627	PURPLEWAVE	BHAVUK GHAI	S	50000	117.8
544237	RAPID	SHERWOOD SECURITIES PVT LTD	S	19200	90.46
544237	RAPID	SHERWOOD SECURITIES PVT LTD	B	16000	95.63
544596	SAFECURE	PALLAVI DALAL	B	66000	38.37
531436	SAFFRON	PRASHANT GUPTA	S	60002	43.81
531205	SPRIGHT	SHARE INDIA SECURITIES LIMITED	S	5399738	0.71
531205	SPRIGHT	SHARE INDIA SECURITIES LIMITED	B	5538678	0.72
540914	SRUSTEELS	ALLINA QURESHI	S	800000	3.26
540914	SRUSTEELS	MONEYPLANT GOLD & JEWELLERY TRADING L.L.C	S	510000	3.51
540914	SRUSTEELS	SYLPH TECHNOLOGIES LIMITED	S	885536	3.43
540914	SRUSTEELS	SYLPH TECHNOLOGIES LIMITED	B	891531	3.38
539117	SUJALA	AKARSHIKA TRADERS LLP	B	40000	73.98
539117	SUJALA	MAHEVARSH FINCON PRIVATE LIMITED	S	30000	73.83
539117	SUJALA	SIDDHANT SHIRISH SHAH	B	32000	73.89
543745	SVS	HIMAXI RAKESHBHAI PATEL	B	426000	13.68
543745	SVS	ONVO AQUARRIUS PRIVATE LIMITED	S	426000	13.68
530595	TELECANOR	NEO APEX VENTURE LLP	S	75000	33.75
530595	TELECANOR	PARESH DHIRAJLAL SHAH	S	60000	33.75
543310	TIMESGREEN	NEO APEX VENTURE LLP	S	14000	93.01
531717	VIDHIING	SETU SECURITIES PRIVATE LIMITED	S	340000	337.67
543958	VLEGOV	SETU SECURITIES PRIVATE LIMITED	S	840320	21.98
544610	WORKMATES	VORA FINANCIAL SERVICES PVT LTD	S	85200	436.55
544610	WORKMATES	VORA FINANCIAL SERVICES PVT LTD	B	61200	441.29
536846	YURANUS	HINA CHHAWCHHARIA	B	18485	121

NSE

Security Code	Security Name	Client Name	Deal	Quantity	Price
ANANDRATHI	Anand Rathi Wealth Ltd	AMIT RATHI	SELL	2000000	2800.03
ANANDRATHI	Anand Rathi Wealth Ltd	SBI MUTUAL FUND	BUY	602886	2800
KERNEX	Kernex Microsystems (Indi	SETU SECURITIES PRIVATE LIMITED	BUY	102716	1036.43
KESORAMIND	Kesoram Industries Ltd.	ABHISHEK SINGHANIA	SELL	2610980	8
MACOBSTECH	Macobs Technologies Ltd	DAVINDER KUMAR SINGHAL	BUY	69600	216.43
NAVKAURURB	Navkar Urbanstructure Ltd	SETU SECURITIES PRIVATE LIMITED	BUY	27500000	1.59
NEOCHEM	Neochem Bio Solutions Ltd	FINAVENUE GROWTH FUND	BUY	249600	108
NEOCHEM	Neochem Bio Solutions Ltd	ISHAAN TRADEFIN LLP	BUY	187200	107.81
NEOCHEM	Neochem Bio Solutions Ltd	MAVIRA GROWTH OPPORTUNITIES FUND	BUY	249600	108
NEOCHEM	Neochem Bio Solutions Ltd	NEO APEX VENTURE LLP	BUY	141600	105.31
NEOCHEM	Neochem Bio Solutions Ltd	PRITESH PRAVINCHANDRA VORA	BUY	138000	107.41
NEOCHEM	Neochem Bio Solutions Ltd	SB OPPORTUNITIES FUND I	BUY	86400	108
NEOCHEM	Neochem Bio Solutions Ltd	SHEETAL SAGAR BUILDERS & DEVELOPERS PRIVATE LIMITED	BUY	368400	107.66
NILAINFRA	Nila Infrastructures Ltd	INTERACTIVE TECHNOLOGIES PVT. LTD.	SELL	3792721	9.45
PRANIK	Pranik Logistics Limited	AMIT MATHEW	SELL	60800	50.63
RATNAVEER	Ratnaveer Precision Eng L	LEADING LIGHT FUND VCC - THE VINTAGE	SELL	1724138	155.62
RATNAVEER	Ratnaveer Precision Eng L	NEOMILE GROWTH FUND-SERIES I	BUY	1700000	155.47
SABTNL	Sri Adhikari Bro Tele N L	LEADING LEASING FINANCE & INVESTMENT COMPANY LTD	SELL	325000	1505.4
TAURIAN	Taurian MPS Limited	MANSI SHARE AND STOCK BROKING PRIVATE LIMITED	SELL	68000	195.92
TAURIAN	Taurian MPS Limited	ROHAN GUPTA	BUY	49600	194.19
VIDHIING	Vidhi Spl Food Ingrid Ltd	SETU SECURITIES PRIVATE LIMITED	BUY	340000	337.94
VLEGOV	VL E Gov and IT Sol Ltd	SETU SECURITIES PRIVATE LIMITED	BUY	840320	22.07

Disclosure:

Research Reports that are published by Nirmal Bang Securities Private Limited (hereinafter referred to as “NBSPL”) are for private circulation only. NBSPL is a registered Research Analyst under SEBI (Research Analyst) Regulations, 2014 having Registration no. INH000001766. NBSPL is also a registered Stock Broker with National Stock Exchange of India Limited, BSE Limited, Metropolitan Stock Exchange of India Limited, Multi Commodity Exchange of India Limited and , National Commodity and Derivative Exchange Limited in Capital Market , Equity and Commodities derivatives segments and Currency Derivatives Segment .

NBSPL has other business divisions with independent research teams separated by Chinese walls, and therefore may, at times, have different or contrary views on stocks and markets.

NBSPL or its associates have not been debarred / suspended by SEBI or any other regulatory authority for accessing / dealing in securities Market since last 20 years. NBSPL, its associates or analyst or his relatives do not hold any financial interest (Except Investment) in the subject company. NBSPL or its associates or Analyst do not have any conflict or material conflict of interest at the time of publication of the research report with the subject company. NBSPL or its associates or Analyst or his relatives may or may not hold beneficial ownership of 1% or more in the subject company at the end of the month immediately preceding the date of publication of this research report.

NBSPL or its associates / analyst has not received any compensation / managed or co-managed public offering of securities of the company covered by Analyst during the past twelve months. NBSPL or its associates have not received any compensation or other benefits from the company covered by Analyst or third party in connection with the research report. Analyst has not served as an officer, director or employee of Subject Company. NBSPL / analyst has not been engaged in market making activity of the subject company.

Analyst Certification: The research analysts and authors of these reports, hereby certify that the views expressed in this research report accurately reflects my/our personal views about the subject securities, issuers, products, sectors or industries. It is also certified that no part of the compensation of the analyst(s) was, is, or will be directly or indirectly related to the inclusion of specific recommendations or views in this research. The analyst(s) principally responsible for the preparation of this research report and has taken reasonable care to achieve and maintain independence and objectivity in making any recommendations.

Disclaimer:

The Research Report is for the personal information of the authorized recipient and does not construe to be any investment, legal or taxation advice. NBSPL is not soliciting any action based upon it. Nothing in the research report shall be construed as a solicitation to buy or sell any security or product, or to engage in or refrain from engaging in any such transaction. In preparing the research report, we did not take into account the investment objectives, financial situation and particular needs of the reader.

The research report has been prepared for the general use of the clients of NBSPL and must not be copied, either in whole or in part, or distributed or redistributed to any other person in any form. If you are not the intended recipient you must not use or disclose the information in the research report in any way. Though disseminated to all the customers simultaneously, not all customers may receive the research report at the same time. NBSPL will not treat recipients as customers by virtue of their receiving the research report. The research report is not directed or intended for distribution to or use by any person or entity resident in a state, country or any jurisdiction, where such distribution, publication, availability or use would be contrary to law, regulation or which would subject NBSPL & its group companies to registration or licensing requirements within such jurisdictions.

The report is based on the information obtained from sources believed to be reliable, but we do not make any representation or warranty that it is accurate, complete or up-to-date and it should not be relied upon as such. We accept no obligation to correct or update the information or opinions in it. NBSPL or any of its affiliates or employees shall not be in any way responsible for any loss or damage that may arise to any person from any inadvertent error in the information contained in the research report. NBSPL or any of its affiliates or employees do not provide, at any time, any express or implied warranty of any kind, regarding any matter pertaining to this report, including without limitation the implied warranties of merchantability, fitness for a particular purpose, and non-infringement. The recipients of the research report should rely on their own investigations.

This information is subject to change without any prior notice. NBSPL reserves its absolute discretion and right to make or refrain from making modifications and alterations to this statement from time to time. Nevertheless, NBSPL is committed to providing independent and transparent recommendations to its clients, and would be happy to provide information in response to specific client queries.

Before making an investment decision on the basis of research report, the reader needs to consider, with or without the assistance of an adviser, whether the advice is appropriate in light of their particular investment needs, objectives and financial circumstances. There are risks involved in securities trading. The price of securities can and does fluctuate, and an individual security may even become valueless. International investors are reminded of the additional risks inherent in international investments, such as currency fluctuations and international stock market or economic conditions, which may adversely affect the value of the investment. Opinions expressed are subject to change without any notice. Neither the company nor the director or the employees of NBSPL accept any liability whatsoever for any direct, indirect, consequential or other loss arising from any use of the research report and/or further communication in relation to the research report. Here it may be noted that neither NBSPL, nor its directors, employees, agents or representatives shall be liable for any damages whether direct or indirect, incidental, special or consequential including lost revenue or lost profit that may arise from or in connection with the use of the information contained in the research report.

Copyright of this document vests exclusively with NBSPL.

Our reports are also available on our website

Registration granted by SEBI and certification from NISM in no way guarantee performance of NBSPL or provide any assurance of returns to investors.

Nirmal Bang Research (Division of Nirmal Bang Securities Pvt. Ltd.)

B-2, 301/302, Marathon Innova,
Opp. Peninsula Corporate Park
Off. Ganpatrao Kadam Marg
Lower Parel(W), Mumbai-400013
Board No. : 91 22 6723 8000/8001
Fax. : 022 6723 8010